



# Architecture of Andalusia

**LET'S GET STARTED!**

Let's talk about buildings!

**QUESTIONS:**

- What materials do you see in the photo?
- What do you know about the building in the photo?
- Do you have a favourite building? What is it?







# VOCABULARY

1 Look at the pictures and read the words.



**ANDALUSIA**

- |                               |                                |
|-------------------------------|--------------------------------|
| 1. Mines of Rio Tinto, Huelva | 5. Trafalgar Lighthouse, Cadiz |
| 2. Golden Tower, Seville      | 6. New Bridge of Ronda, Malaga |
| 3. Mosque of Cordoba          | 7. Alhambra Palace, Granada    |
| 4. Jaen Cathedral             | 8. Port of Almeria             |

## 2 Read the definitions and write the word.

mosque • tower • port • lighthouse • cathedral • palace • mine • bridge

- |   |  |
|---|--|
| a. A tall, round, narrow building in a castle from which people could see in the distance.                  |  |
| b. A tower near the coast with a flashing light at the top, used to warn ships and boats of land.           |  |
| c. An area on the coast where ships and boats can stop and unload.  |  |
| d. A structure built over something, like a river or a road, so that people, cars or trucks can get across. |  |
| e. A big building used by kings and queens as their house or summer place.                                  |  |
| f. A religious building for Islamic activities and worship.   |  |
| g. A religious building for Christian activities and worship.   |  |
| h. A place underground where you can take minerals like gold and silver or other materials.                 |  |

## 3 Choose the correct word.

a. The mines / mosques in Huelva were used to extract minerals from the earth.



b. The towers / palace was used by kings and queens as a summer house.



c. Every year, hundreds of people get married in the port / cathedral of Jaen.



d. There is a bridge / lighthouse in Ronda that connects the town across the river and the precipice.





# GRAMMAR

## 4 Choose the correct form of the verb.

- a. Last year, my family came / are coming to visit Andalusia.
- b. In August, we didn't like / went to Cordoba.
- c. It didn't rain / will be sunny next Thursday.
- d. Muslims try to go / are going to the Great Mosque of Mecca at least once in their life.
- e. When it rains, nobody plays / played outside.
- f. If we go to Jaen next summer, we stay / will stay near the Cathedral.

## 5 Write sentences with the words in the correct order.

- a. love / monuments / visiting / Andalusian / I

---

- b. the / My parents / mosque / see / want / to

---

- c. very much / like / We / the / architecture / museum

---

- d. on / doesn't / the bridge / like / My sister / walking

---





# SPEAKING



- 6 Choose one of the places mentioned in the unit. Describe it to a friend. Talk about its size, its colours, and anything you like about it. Talk about what it's used for.



- 7 Read the information. Ask and answer.

## Port of Almeria - 2019

5,596,600 tons of products  
2,100 ships  
936,390 passengers  
27 ferry crossings per week



How many ships stopped at the port of Almeria?

Two thousand one hundred.





# READING & WRITING

## 8 Read the text. Pay attention to the underlined words.

Last year, my American family spent the summer travelling around Andalusia. They loved the streets, the music, the food and the wide, sandy beaches. But what they liked the most was the beautiful architecture.

Andalusian architecture is very unique. There are features from different religions in it because there have been many cultures in Andalusia in the past. My family went to Cordoba, where there is an enormous, gorgeous, very old religious building that works as both a cathedral and a mosque.

Cathedrals are places of worship in the Christian religion, and mosques are places of worship for Muslims. Both types of buildings have towers on the outside, a place to sit inside and very high ceilings.

They also spent a night in Seville. The river looks so beautiful in the dark, and there are so many bridges across the city! There are also numerous towers around the city, like the one at the cathedral or the Golden Tower.



## 9 Look at the underlined words in the text. Match them with their meanings or synonyms.

1. wide
2. unique
3. features
4. gorgeous
5. numerous

- a. characteristics
- b. not narrow
- c. special; different from others
- d. many
- e. very beautiful



10

**Read the message. Write a letter to Anna talking about one of your favourite places. write about 70 words.**

Hello!

I have just come back from Malaga. It was very hot, but it was a fantastic trip. I loved the food and the weather, but the architecture is simply amazing!

My favourite place was the Roman Theatre. The Roman Theatre is a round, open-air theatre. In Roman times, actors and actresses performed a play there every day! They also used it as a way of spreading news and rumours. What I like the most about it is that it was built ages ago, but it is still intact! I also like that it's huge and so beautiful. I could picture the Romans going to watch their favourite show... just like a cinema!

From,  
Anna



### Plan your writing.

- What place are you going to write about?
- Where is it?
- Is it a historic place or a new place?
- What do you like about it?
- What adjectives can you use to describe it?

---

---

---

---

---

### Write your letter.

---

---

---

---

---

---

---

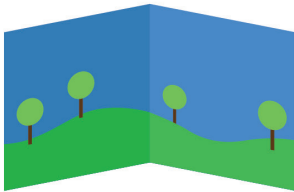


# PROJECT

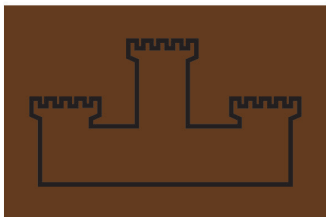
## 11 Make a pop-up palace!

You need:	– glue
– one sheet of	– a pencil
blue card stock	– a ruler
– one sheet of	– tempera paint
brown card stock	and brush or
– white paper	coloured markers
– scissors	(optional)

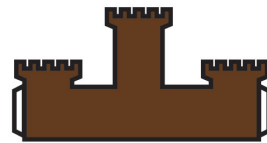
a. Firstly, create a landscape for your background on the blue card stock. Cut out clouds and glue them. Paint or draw trees, hills, mountains or other background elements. When it is dry, fold the cardstock in half.



b. Secondly, use your pencil to draw two or three different towers on brown card stock.




c. Then, cut out the shapes with your scissors. Leave some extra space next to the towers. Fold the extra piece backwards. This will help you glue the shapes together.



d. Draw some details on the towers, like windows, bricks, cracks, spiderwebs or other ideas that you have.



e. Fold the towers in half.



f. Place the towers on the blue background to decide where you want to glue them. Then put glue along the piece you folded back on each tower and stick it to the blue background. Your palace is ready!

